

Scaled data based on original data using
LM-79-08 Approved Method: Electrical and Photometric Measurements of Solid-
State Lighting Products

Test Report Prepared for
Cooper Lighting Solutions
(formerly Eaton)

Brand: McGRAW-EDISON

Report Number: P200122

Luminaire Tested: **GWC-AF-02-LED-E1-SL2-1200**

Issue Date: 3/3/2020

Test Information

Test Method: LM-79-08
Report Number: P200122
TEST IS SCALED FROM IESNA LM-79-08 TEST DATA (P24286)
Test Lab: INNOVATION CENTER P2
Issue Date: 3/3/2020
Manufacturer: COOPER LIGHTING SOLUTIONS (FORMERLY EATON)
Product Line: MCGRAW-EDISON
Catalog Number: GWC-AF-02-LED-E1-SL2-1200
Description: GALLEON WALL LUMINAIRE
(2) 70 CRI, 4000K, 1200mA LIGHTSQUARES WITH 16 LEDS EACH AND TYPE II
SPILL LIGHT ELIMINATOR OPTICS
Light Source: -
Ballast/Driver: ELECTRONIC DRIVER

Summary

Lumens per Lamp: N/A
Luminaire Lumens: 13656.4 lumens
Efficiency: N/A
Efficacy: 105.9 lumens/watt
Luminous Opening: Rectangular (W 1' x L: 0.5' x H: 0')
IES Classification: Type II - Short - Semi-Cutoff
BUG Rating: B2 - U0 - G3

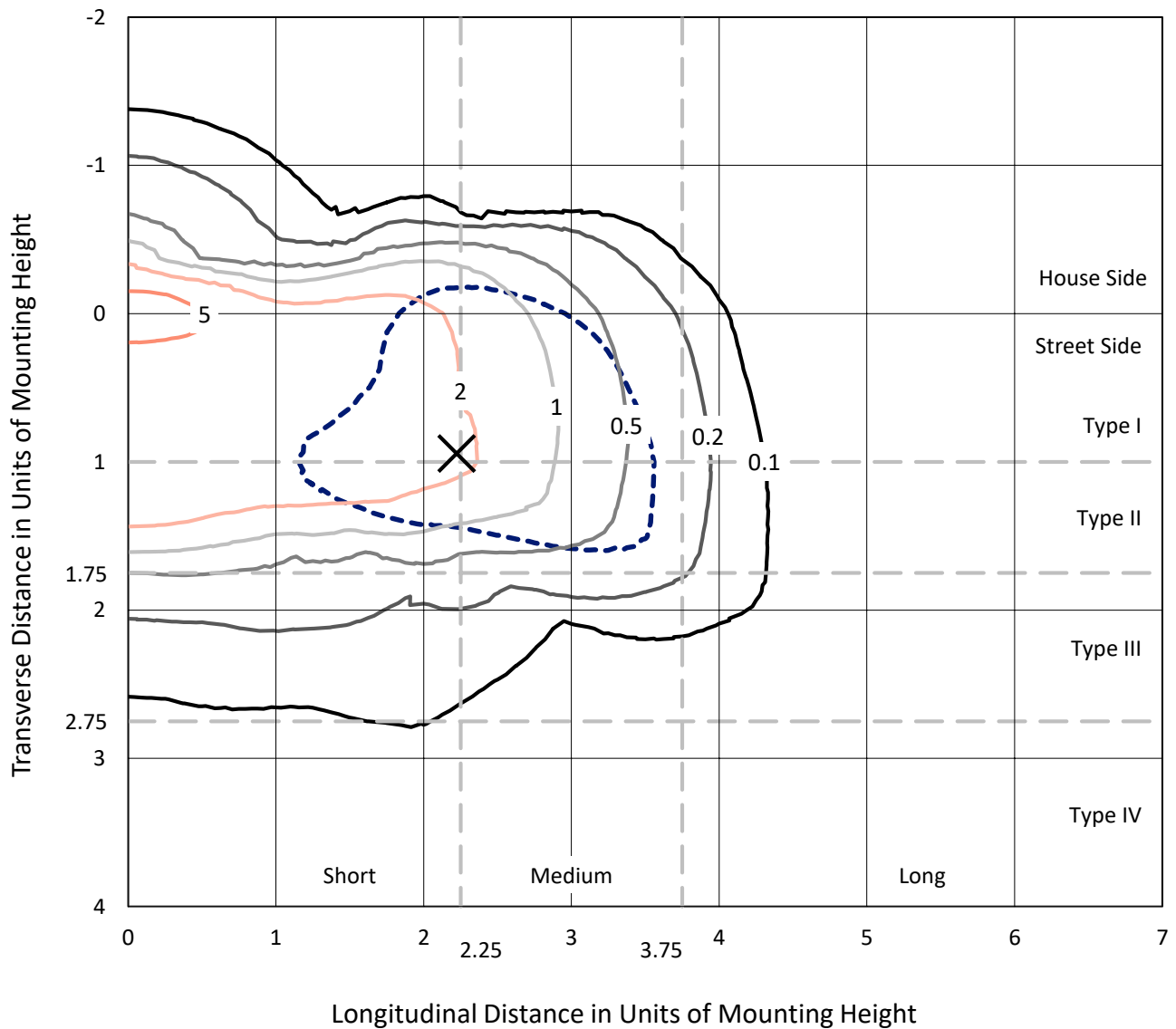
Input Watts (W): 129
Input Voltage (V): NR
Input Current (Ain): NR
Voltage Rise (V): NR
Power Factor: NR
Total Harmonic Distortion (THDi): NR
Frequency (hertz): 60
Stabilization Time: NR
Operation Time: NR
Ambient Temperature (°C): NR
Test Distance: 25 FT



REPORT NUMBER: P200122
 CATALOG NUMBER: GWC-AF-02-LED-E1-SL2-1200

Iso-Footcandle Lines of Horizontal Illumination

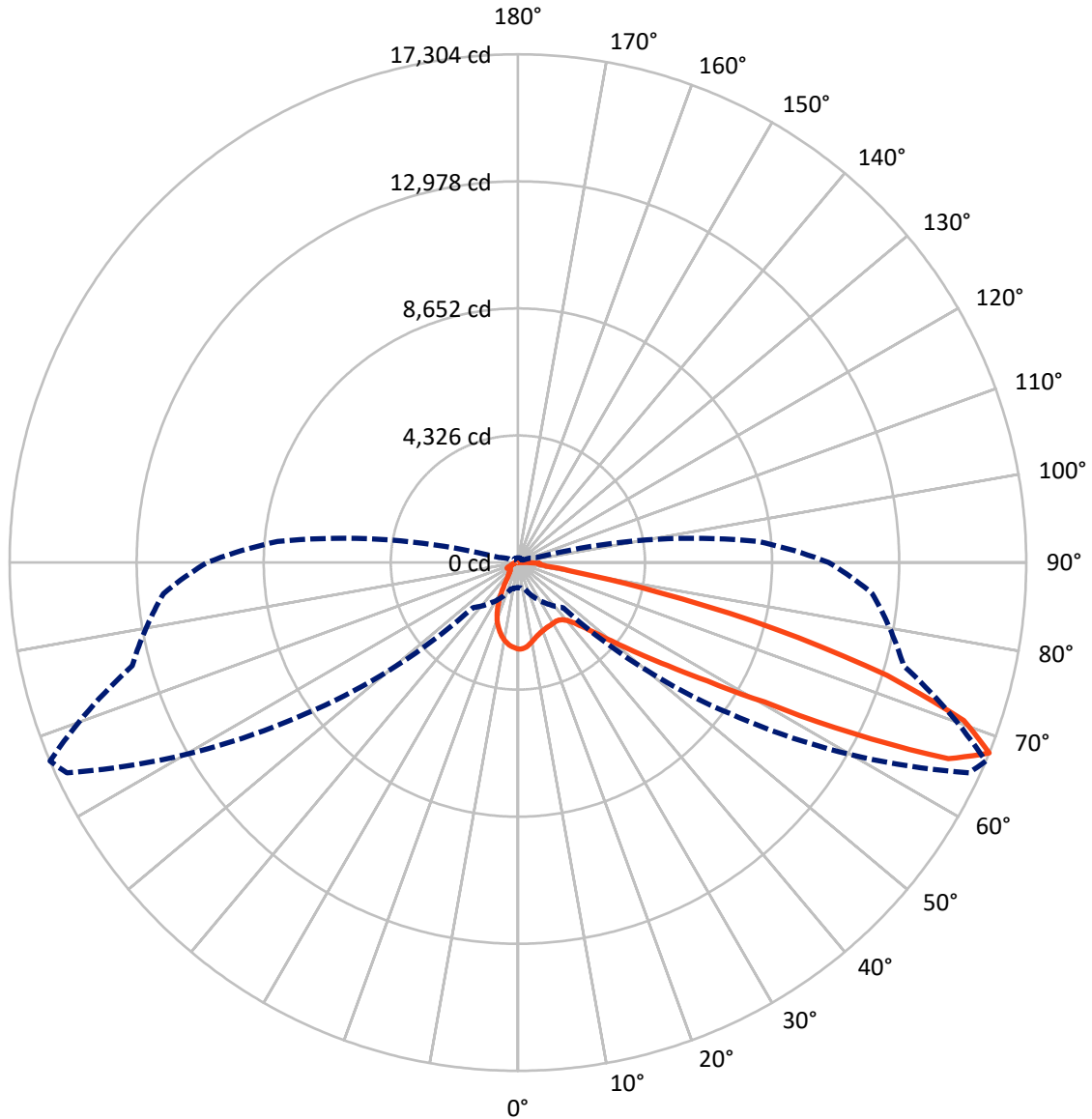
× Max cd
 - - - 1/2 Max cd



Based on 20 foot mounting height. Maximum calculated value = 7.4 fc
 Type II - Short - Semi-Cutoff

REPORT NUMBER: P200122
CATALOG NUMBER: GWC-AF-02-LED-E1-SL2-1200

Luminous Intensity Polar Plot



— Vertical Plane Through 67-Deg Lateral - - - Horizontal Cone Through 67.5-Deg Vertical

REPORT NUMBER: P200122

CATALOG NUMBER: GWC-AF-02-LED-E1-SL2-1200

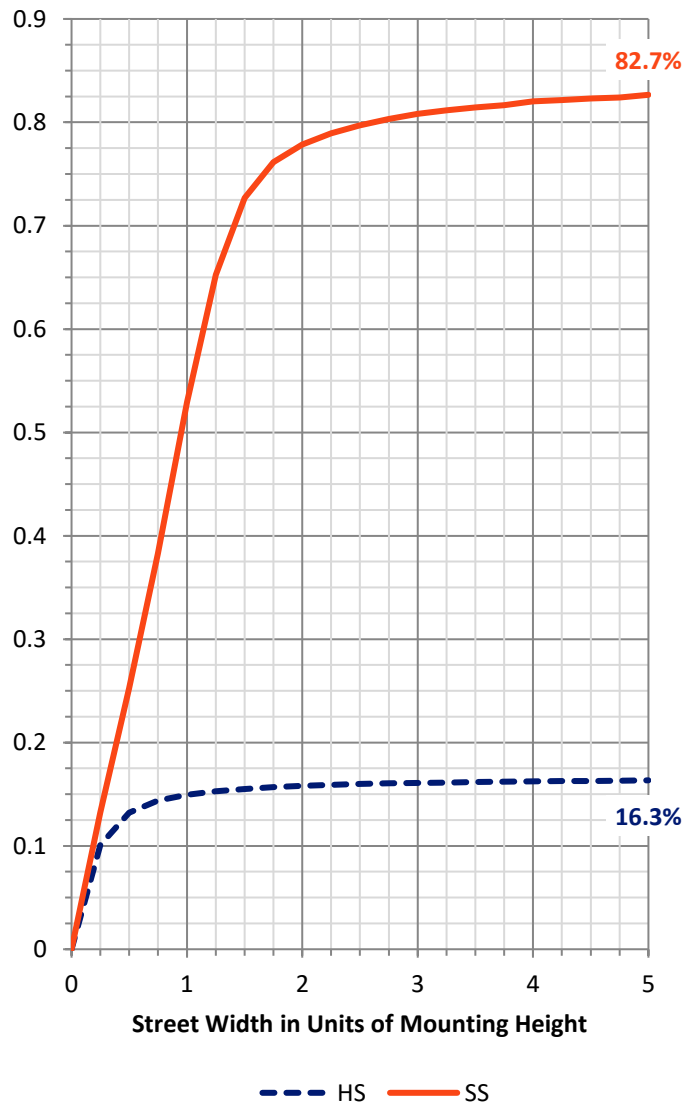
FLUX DISTRIBUTION:

		Downward	Upward	Total
House Side	Lumens	2262.7	0.0	2262.7
	% Fixture	16.6	0.0	16.6
Street Side	Lumens	11393.7	0.0	11393.7
	% Fixture	83.4	0.0	83.4
Total	Lumens	13656.4	0.0	13656.4
	% Fixture	100.0	0.0	100.0

Coefficient of Utilization

ZONAL LUMENS:

Zone	Lumens	% Fixture
0°-10°	251.3	1.8
10°-20°	581.5	4.3
20°-30°	788.2	5.8
30°-40°	1120.5	8.2
40°-50°	1874.7	13.7
50°-60°	2965.7	21.7
60°-70°	3778.1	27.7
70°-80°	1979.0	14.5
80°-90°	317.4	2.3
90°-100°	0.0	0.0
100°-110°	0.0	0.0
110°-120°	0.0	0.0
120°-130°	0.0	0.0
130°-140°	0.0	0.0
140°-150°	0.0	0.0
150°-160°	0.0	0.0
160°-170°	0.0	0.0
170°-180°	0.0	0.0
0°-90°	13656.4	100.0
0°-180°	13656.4	100.0



REPORT NUMBER: P200122

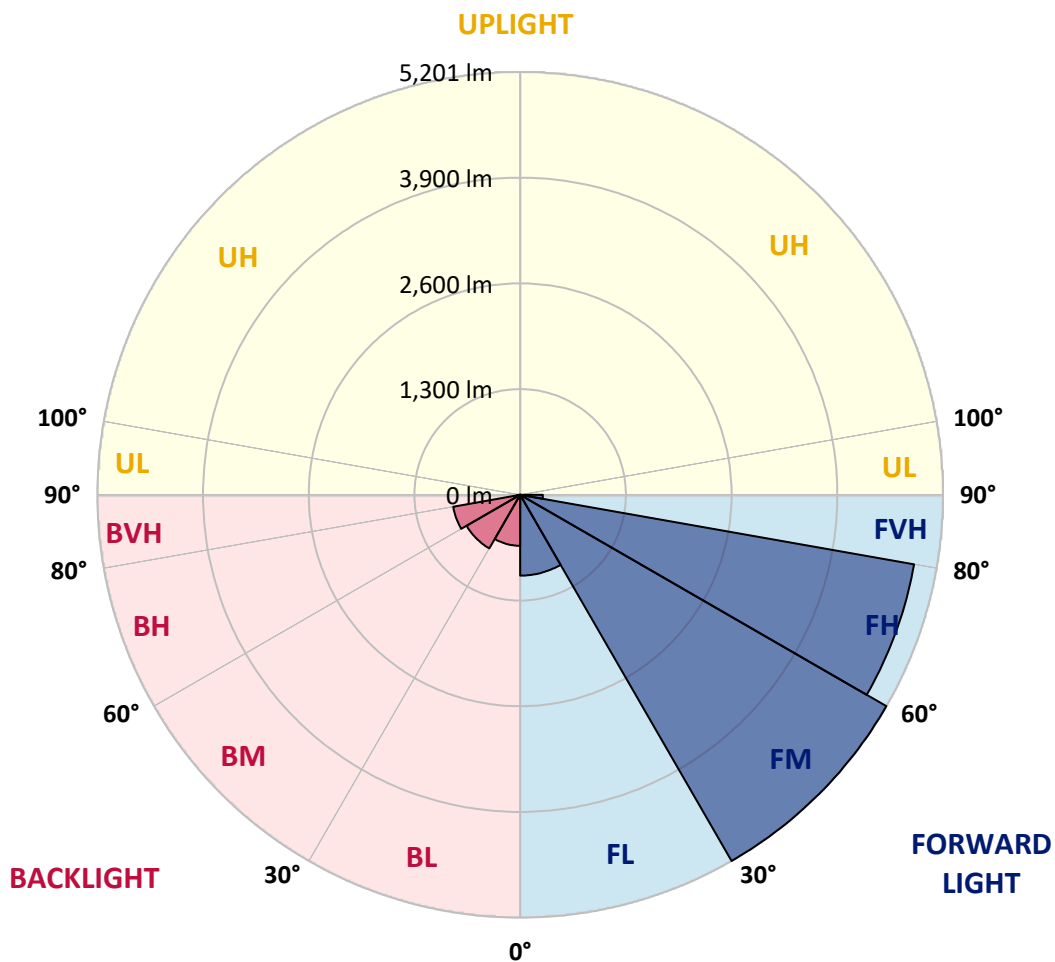
CATALOG NUMBER: GWC-AF-02-LED-E1-SL2-1200

LUMINAIRE CLASSIFICATION SYSTEM LUMEN TABLE AND BUG RATING:

Zone		Lumens	% Fixture	Zone Rating/Lumen Limit		
				B	U	G
FL	(0°-30°)	993.9	7.3			
FM	(30°-60°)	5200.6	38.1			
FH	(60°-80°)	4920.1	36.0			G2/5000
FVH	(80°-90°)	279.1	2.0			G3/500
BL	(0°-30°)	627.2	4.6	B2/1000		
BM	(30°-60°)	760.3	5.6	B1/1000		
BH	(60°-80°)	836.9	6.1	B2/1000		G2/1000
BVH	(80°-90°)	38.3	0.3			G1/100
UL	(90°-100°)	0.0	0.0		U0/0	
UH	(100°-180°)	0.0	0.0		U0/0	

BUG Rating: B2-U0-G3

Type II Short





REPORT NUMBER: P200122
 CATALOG NUMBER: GWC-AF-02-LED-E1-SL2-1200

CANDELA DISTRIBUTION (FULL):

	0°	5°	15°	25°	35°	45°	55°	65°	67°	75°	85°
0°	2945.7	2945.7	2945.7	2945.7	2945.7	2945.7	2945.7	2945.7	2945.7	2945.7	2945.7
2.5°	2824.5	2829.2	2844.0	2853.4	2895.8	2914.0	2926.8	2939.6	2941.6	2947.6	2941.6
5°	2528.1	2538.2	2565.9	2596.8	2679.0	2743.7	2811.7	2882.4	2895.2	2941.0	2953.8
7.5°	2298.5	2295.8	2318.7	2355.8	2439.9	2529.5	2648.6	2789.4	2817.0	2920.0	2969.9
10°	2130.8	2128.8	2153.0	2191.4	2271.6	2356.4	2491.1	2683.7	2722.8	2887.1	2985.4
12.5°	2006.8	2007.5	2031.8	2074.2	2155.7	2241.2	2378.0	2581.3	2631.1	2848.7	3001.5
15°	1924.7	1930.1	1949.6	1994.8	2074.2	2159.8	2293.8	2504.6	2560.4	2818.3	3019.8
17.5°	1897.1	1905.9	1912.6	1945.6	2013.6	2099.1	2230.4	2448.0	2507.3	2797.5	3035.9
20°	1922.6	1932.8	1920.0	1931.4	1974.5	2050.0	2180.6	2403.5	2464.2	2773.9	3038.0
22.5°	2032.5	2041.9	2004.2	1971.1	1968.5	2014.3	2139.5	2368.5	2431.1	2756.4	3038.6
25°	2225.7	2231.8	2168.5	2091.7	2017.0	2001.5	2110.6	2344.3	2410.9	2740.9	3025.8
27.5°	2462.8	2467.5	2394.7	2281.6	2131.4	2031.8	2100.5	2330.1	2399.5	2727.5	3004.2
30°	2751.0	2773.2	2675.6	2532.8	2313.9	2121.4	2120.7	2322.7	2386.6	2704.6	2961.9
32.5°	3046.0	3055.5	2988.0	2843.3	2559.7	2278.9	2177.2	2328.1	2383.4	2677.0	2907.9
35°	3345.0	3357.1	3313.3	3196.8	2895.8	2509.9	2287.7	2359.7	2404.2	2667.5	2870.2
37.5°	3732.2	3748.4	3687.7	3553.1	3304.6	2823.0	2471.6	2439.2	2468.2	2694.5	2858.7
40°	4344.4	4337.0	4159.8	3959.2	3751.8	3223.8	2734.1	2573.9	2590.7	2781.3	2893.8
42.5°	5056.9	5038.7	4733.6	4418.4	4243.4	3708.7	3081.6	2807.6	2804.2	2952.3	3017.0
45°	5625.3	5610.5	5335.7	4947.1	4807.1	4260.9	3530.9	3155.8	3130.8	3223.8	3244.7
47.5°	5933.0	5933.7	5775.5	5458.3	5454.9	4962.6	4108.1	3659.5	3616.4	3660.2	3637.9
50°	5825.3	5839.4	5822.6	5721.6	6046.2	5882.6	4861.6	4361.9	4275.0	4318.2	4232.6
52.5°	5304.1	5322.2	5421.9	5576.8	6294.7	6994.4	5968.7	5234.6	5133.7	5118.2	5023.2
55°	4380.1	4402.3	4605.7	5026.6	6088.0	7741.3	7715.7	6347.2	6186.3	6040.1	5999.7
57.5°	3019.0	3056.1	3383.4	4008.3	5419.2	7966.8	9796.0	7933.2	7605.8	7095.4	7104.8
60°	1701.8	1744.8	2130.8	2698.5	4069.6	7721.7	11378.5	10335.4	9644.4	8331.2	8401.2
62.5°	1082.2	1128.7	1421.6	1874.9	2441.9	6401.7	12027.0	13675.0	12797.5	9854.5	9923.2
65°	876.2	896.3	1034.4	1547.6	1773.2	3856.8	11534.8	16426.0	16098.7	11788.0	11467.4
67.5°	855.3	862.0	933.4	1299.0	1700.5	2167.8	9200.6	16940.5	17303.5	13593.5	12110.6
70°	845.2	868.8	1051.9	1239.8	1628.4	1828.4	5528.9	15530.3	16103.4	14065.6	11254.6
72.5°	410.1	408.8	529.4	1121.3	1834.5	1896.4	2840.6	12565.8	13140.9	12186.0	9248.4
75°	330.6	302.4	288.9	410.8	1763.8	1958.3	1810.2	8646.4	9062.5	8170.2	5685.3
77.5°	313.8	280.2	256.6	257.3	745.5	2076.9	1533.4	4785.5	4906.7	3690.5	1557.6
80°	259.9	228.9	212.2	239.1	361.0	1977.9	1658.0	2165.8	1987.3	906.4	518.5
82.5°	180.4	164.3	159.6	200.7	288.9	1409.5	1928.1	1163.7	975.8	453.9	319.9
85°	115.2	98.3	109.1	146.2	224.9	650.6	1986.0	907.2	721.3	288.3	180.4
87.5°	53.2	43.1	53.9	80.8	146.8	224.2	1889.7	1019.0	742.8	152.2	113.9
90°	0.0	0.0	0.0	0.0	0.0	0.0	0.0	0.0	0.0	0.0	0.0



REPORT NUMBER: P200122

CATALOG NUMBER: GWC-AF-02-LED-E1-SL2-1200

CANDELA DISTRIBUTION (continued):

	90°	95°	105°	115°	125°	135°	145°	155°	165°	175°	180°
0°	2945.7	2945.7	2945.7	2945.7	2945.7	2945.7	2945.7	2945.7	2945.7	2945.7	2945.7
2.5°	2947.0	2934.2	2924.1	2905.3	2884.4	2864.2	2846.0	2823.0	2816.4	2810.3	2819.8
5°	2956.4	2943.6	2906.6	2848.7	2784.7	2724.7	2664.8	2613.6	2582.0	2564.4	2574.6
7.5°	2970.5	2952.3	2875.6	2769.2	2654.0	2549.0	2440.6	2353.7	2289.7	2259.4	2268.2
10°	2983.3	2948.3	2823.0	2663.5	2495.1	2338.9	2167.8	2026.4	1921.3	1866.1	1879.6
12.5°	2988.8	2932.9	2749.7	2531.5	2300.5	2071.5	1819.6	1608.2	1457.3	1402.2	1390.7
15°	2994.2	2915.3	2668.9	2381.3	2065.4	1741.6	1388.7	1135.5	1010.2	982.5	976.5
17.5°	2995.5	2885.0	2577.3	2218.4	1790.1	1348.9	949.6	788.6	789.3	833.7	839.1
20°	2981.4	2839.9	2466.1	2015.6	1460.1	932.7	651.9	624.3	726.0	837.1	850.6
22.5°	2949.1	2780.0	2340.2	1779.2	1082.2	614.2	504.4	534.7	666.0	802.1	817.5
25°	2907.9	2707.2	2191.4	1505.2	716.6	439.1	422.9	459.9	548.8	639.8	648.6
27.5°	2852.1	2621.0	2024.4	1191.3	465.3	361.6	372.5	397.3	433.7	474.1	478.1
30°	2780.0	2518.0	1845.9	868.8	351.6	325.3	340.7	354.2	369.7	392.6	394.7
32.5°	2697.1	2419.0	1662.7	600.1	311.8	306.4	318.5	325.3	337.4	351.6	352.9
35°	2627.8	2324.8	1472.8	424.3	295.0	292.3	300.3	303.1	314.5	330.0	331.3
37.5°	2588.1	2247.9	1276.8	342.1	283.6	279.5	284.2	284.2	300.3	323.3	326.6
40°	2590.7	2205.6	1080.8	309.1	274.0	268.7	269.3	269.3	290.2	315.2	317.2
42.5°	2664.2	2216.3	907.2	296.3	266.7	260.6	257.3	259.3	276.8	293.0	294.3
45°	2836.5	2292.4	744.2	288.3	259.3	257.3	249.8	249.2	255.9	263.3	263.3
47.5°	3119.4	2442.6	633.7	282.8	253.2	252.6	243.8	235.1	234.4	237.0	237.0
50°	3579.4	2701.2	559.7	276.8	249.2	243.8	233.6	220.2	215.5	217.5	217.5
52.5°	4269.0	3162.5	531.3	268.7	240.4	231.7	220.2	206.7	202.7	203.4	203.4
55°	5173.4	3870.9	527.3	259.3	231.0	216.9	207.5	197.3	192.6	194.0	194.0
57.5°	6278.6	4850.8	599.3	244.5	218.2	202.0	196.6	190.0	186.6	188.5	187.9
60°	7622.0	6133.1	888.9	228.9	205.4	188.5	188.5	183.2	180.4	182.5	181.9
62.5°	9169.6	7605.8	1249.9	217.5	191.9	177.8	180.4	177.8	175.1	176.5	175.7
65°	10542.1	8565.6	1170.5	208.8	178.5	167.7	172.4	171.0	169.0	170.4	169.7
67.5°	10581.8	8210.0	657.2	199.4	165.7	157.6	164.3	163.7	162.3	163.7	163.0
70°	9443.7	6932.4	370.4	181.9	152.2	145.5	154.9	154.3	152.8	155.6	154.9
72.5°	7566.2	5030.7	270.8	160.3	138.7	132.7	143.4	142.8	142.8	146.8	144.7
75°	4353.8	2588.7	216.1	137.4	124.6	119.9	129.3	130.0	131.3	136.7	132.7
77.5°	1241.1	806.8	176.5	116.5	107.1	105.1	114.5	115.8	116.5	122.5	117.2
80°	461.4	371.7	145.5	97.7	87.6	88.2	97.0	99.0	99.6	105.8	99.0
82.5°	294.3	245.1	117.8	75.4	68.7	68.0	78.8	81.5	81.5	82.1	78.2
85°	171.8	146.8	88.9	54.5	48.5	46.4	58.6	63.3	61.3	59.9	57.3
87.5°	115.2	101.1	54.5	30.3	26.3	25.0	34.4	37.7	36.4	34.4	32.3
90°	0.0	0.0	0.0	0.0	0.0	0.0	0.0	0.0	0.0	0.0	0.0

(END OF REPORT)